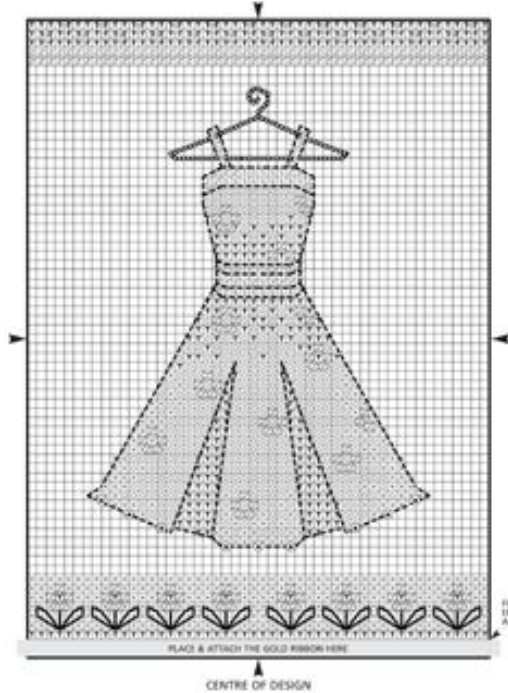



Anchor Party Dress

PCE192 PINK PLEATS



Please read all instructions before commencing stitching



CROSS STITCH use 2 strands

SHADE	MTRS
55	2
57	2.5
301	1.5
386	0.5
1094	2.5

FRENCH KNOT use 3 strands and wrap around the needle three times

SHADE	SHADE
57	301

BACKSTITCH use 1 strand

SHADE	MTRS	SHADE	MTRS
57		890	0.5
59	0.5		

This symbol indicates where to glue down your Diamontes, use either PVA glue or glue dots.


Additional Materials Provided

15cm Gold Ribbon
9 x Diamontes



© Wm Briggs & Co 2007

PCE192xs PINK PLEATS



Please read all instructions before commencing stitching



Cross Stitch Symbol Chart

Use this chart to identify those symbols which are hidden under backstitch symbols on the main chart

CROSS STITCH use 2 strands

SHADE	MTRS
55	2
57	2.5
301	1.5
386	0.5
1094	2.5

FRENCH KNOT use 3 strands and wrap around the needle three times

SHADE	SHADE
57	301

This symbol indicates where to glue down your Diamontes, use either PVA glue or glue dots.

Additional Materials Provided

15cm Gold Ribbon
9 x Diamontes



© Wm Briggs & Co 2007